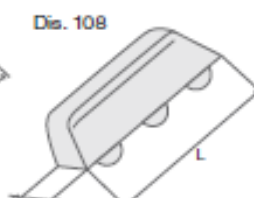
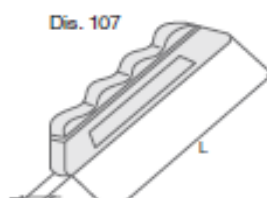
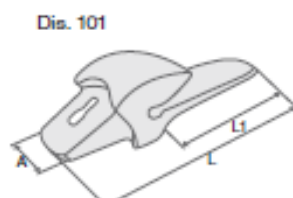
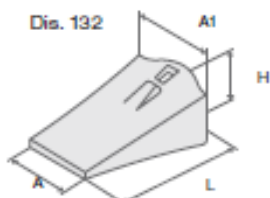
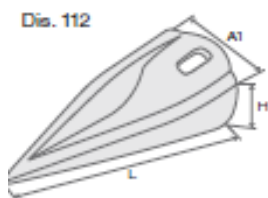
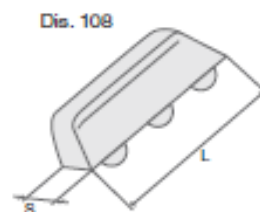
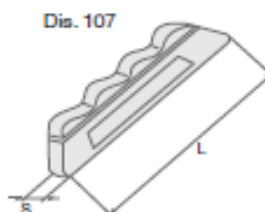
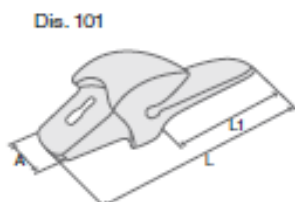
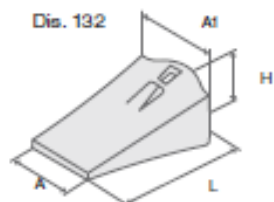


**TOOTH / Dente**
**ADAPTER / Porta dente**
**FIXING / Fissaggio**


MV Code	Original Code	Drawing	Description	A1	L	S	H	kg
Codice MV	Codice Originale	Disegno	Descrizione					
D918VIP	18VIP	112	TOOTH / Dente					
D918TL	18TL	132	TOOTH / Dente	60	120		51	1
D918PR	833-18	101	ADAPTER / Porta dente					1,4
D18PN	18PN	107	FIXING / Fissaggio		53	6		
D18LK	18-20MLK	108	FIXING / Fissaggio		36	12		
D925VIP	25VIP	112	TOOTH / Dente					
D911S	25S	132	TOOTH / Dente	84	174		76	2,2
D911T	25T	132	TOOTH / Dente	65	170		61	2,5
D911PR	855-25	101	ADAPTER / Porta dente					3,3
D25PN	25-30 PN	107	FIXING / Fissaggio		73	9		
D25LK	25-30 LK	108	FIXING / Fissaggio		39	11		

**TOOTH / Dente**
**ADAPTER / Porta dente**
**FIXING / Fissaggio**


MV Code	Original Code	Drawing	Description	A1	L	S	H	kg
Codice MV	Codice Originale	Disegno	Descrizione					
D912S	30S	132	TOOTH / Dente	76	166		61	2,4
D912T	30T	132	TOOTH / Dente	76	166		61	3,3
D912.1PR	855-30	101	ADAPTER / Porta dente					6,9
D25PN	25-30 PN	107	FIXING / Fissaggio		73	9		
D25LK	25-30 LK	108	FIXING / Fissaggio		39	11		
D912S	30S	132	TOOTH / Dente	76	166		61	2,4
D912T	30T	132	TOOTH / Dente	76	166		61	3,3
D912PR	3807-30	101	ADAPTER / Porta dente					6,9
D25PN	25-30 PN	107	FIXING / Fissaggio		73	9		
D25LK	25-30 LK	108	FIXING / Fissaggio		39	11		
D913S	35S	132	TOOTH / Dente	89	195		73	4,5
D913T	35T	132	TOOTH / Dente	89	184		73	4,2
D913.1PR	3808-35	101	ADAPTER / Porta dente					7
D35PN	35PN	107	FIXING / Fissaggio		73	9		
D35LK	35-40 LK	108	FIXING / Fissaggio		39	11		
D913S	35S	132	TOOTH / Dente	89	195		73	4,5
D913T	35T	132	TOOTH / Dente	89	184		73	4,2
D913PR	3803-35	101	ADAPTER / Porta dente					7,7
D35PN	35PN	107	FIXING / Fissaggio		73	9		
D35LK	35-40 LK	108	FIXING / Fissaggio		39	11		
D914S	40S	132	TOOTH / Dente	102	225		79	5,8
D914PR	3809-40	101	ADAPTER / Porta dente					12
D915R	45R	132	TOOTH / Dente	140	219		116	7,5
D915S	50S	132	TOOTH / Dente	125	256		97	9,5
D916S	45S	132	TOOTH / Dente	115	250		90	9,2

**TOOTH / Dente**

Dis. 92



MV Code	Original Code	Drawing	Description	A1	L	S	H	kg
Codice MV	Codice Originale	Disegno	Descrizione					
D27FH	27SYL	92	TOOTH / Dente					
D37FH	37SYL	92	TOOTH / Dente					
D47FH	47SYL	92	TOOTH / Dente					