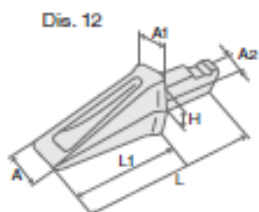
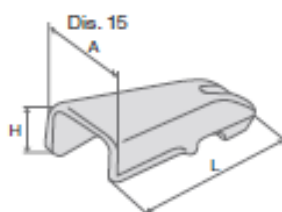


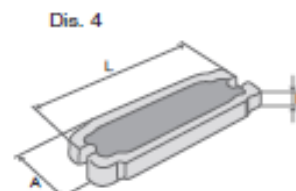
TOOTH / Dente



ADAPTER / Porta dente

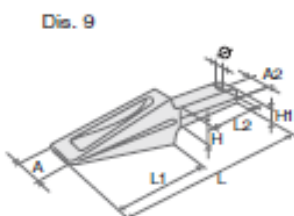


FIXING / Fissaggio

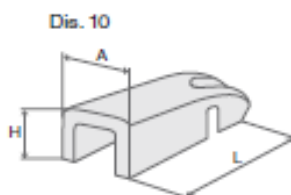


MV Code	Original Code	Drawing	Description	A	A1	A2	L	L1	L2	I	S	H	H1	Ø	Ø1	kg
Codice MV	Codice Originale	Disegno	Descrizione													
D682FU		12	TOOTH / Dente	80	91	48	345	202				54				7,2
D819FU		15	ADAPTER / Porta dente	94			209					74				3,8
D677		4	FIXING / Fissaggio	34			86,5					10				

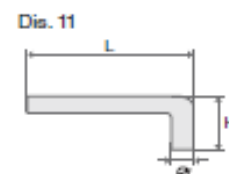
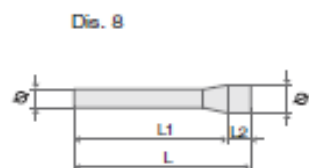
TOOTH / Dente



ADAPTER / Porta dente

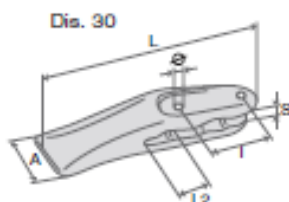


FIXING / Fissaggio

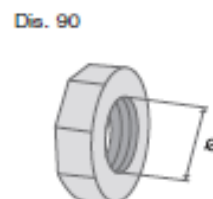
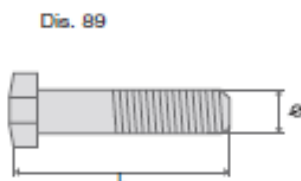


MV Code	Original Code	Drawing	Description	A	A1	A2	L	L1	L2	I	S	H	H1	Ø	Ø1	kg
Codice MV	Codice Originale	Disegno	Descrizione													
D63FU		9	TOOTH / Dente	59		34	230	135	77	77		34		13		2,1
D63CFU		10	ADAPTER / Porta dente	60			145					46				1,2
D10PIN		11	FIXING / Fissaggio				87					30		10		0,06
D85FU		9	TOOTH / Dente	80		50	360	205	125	125		50		14		6,5
D85CFU		10	ADAPTER / Porta dente	90			228					71				3,8
D14PIN		8	FIXING / Fissaggio				120	110	10					13	19	0,15

TOOTH / Dente



FIXING / Fissaggio



MV Code	Original Code	Drawing	Description	A	A1	A2	L	L1	L2	I	S	H	H1	Ø	Ø1	kg
Codice MV	Codice Originale	Disegno	Descrizione													
	2952086M1, 773956449, 773956731	30	TOOTH / Dente	88			420		95	135	32			17		9
D51.29FU	2938780M1, 2940879M1, 771956709, 772956825	30	TOOTH / Dente	79			375		90	110	27			17		6
D52.12FU	777956706	30	TOOTH / Dente	79			420		95	135	32			17		9
D53.12	776956703	30	TOOTH / Dente	88			420		95	135	27			17		9
D57.12	4210290M91	30	TOOTH / Dente	88			420		106	135	37			17		9
D2505B		89	FIXING / Fissaggio				70							16		
D2505D		90	FIXING / Fissaggio											16		